

# Water Hole: Life in a Rescued Tropical Forest

## Theme 6

### 4<sup>th</sup> Grade Challenge Reading

Name \_\_\_\_\_

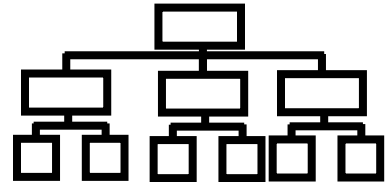
Date \_\_\_\_\_

#### Before Reading:

Take a picture walk through the book. Can you classify the pictures into certain categories?

Explain your categories to your reading group.


Did others come up with different categories? What do these categories of illustrations tell you about what to expect from this text?



Take note of the chapter titles. What do these tell you about how the author has organized the text?

Check out the numbered drawing, *Wildlife of the Tropical Dry Forest*, at the front of the book. Look at the map at the back of the book. Note that this book has both an index and a glossary. All of these features indicate that this is a factual non-fiction book.

If you were doing a report on the tropical rainforest, this book would be an excellent source.



#### During Reading:

Read with the eyes of a researcher. Select one of these questions to be your focus question. As you read, look for information that will help you answer the question. Note the page on which the information was found and put the information in your own words.

Questions:

What kinds of food do coati eat?

How are ants important to the rainforest?

How are seeds for new trees and plants transported?

Question	Information and page			
What kinds of food do coati eat?	Lizards, insects, spiders, and fruits (pg 5)			
How are ants important to the rainforest?				
How are seeds for new trees and plants transported?				

Compare your information with your group. If others have answered different questions, share your information.

## After Reading:

Complete an outline for a report.

For example: If your report was on coati, your outline might look like this:

<h3>Coati</h3> <ol style="list-style-type: none"><li>1. What they eat<ol style="list-style-type: none"><li>a. Lizards</li><li>b. Grasshoppers</li><li>c. Not the acacia tree leaves</li></ol></li><li>2. Enemies<ol style="list-style-type: none"><li>a. Boa constrictors</li><li>b. man</li></ol></li><li>3. Other characteristics<ol style="list-style-type: none"><li>a. Sleep in trees</li><li>b. Travel in family groups</li></ol></li></ol>
---

Create your outline here:

--

Use an additional resource book (some are found on page 56) to add details to your report or explore online resources such as

<http://www.rossparkzoo.com/virtualtour/lowerzoo/coati/coati.htm>

<http://animal.discovery.com/fansites/jeffcorwin/carnival/lilmammal/coati.html>

Begin your report with an interesting fact or a hypothetical question about your topic. For Example:

*Did you know there is one animal in the tropical rain forest who can descend from trees head first? The Coati has double-jointed ankles and is one of the only animals that can perform this feat.*


For each paragraph, provide a topic sentence and elaborate with details or examples. For Example:

*Coatis eat lizards. They knock the animal to the ground with their paws and then bite off its head.*

For your last paragraph, provide a conclusion that reviews the facts you have presented. For example:

*The coatis are interesting animals to study for several reasons. They forage in the rain forest for a variety of fruits, insects, and small animals. They have few enemies except for boa constrictors and man who hunt them for their meat. Coatis travel in family groups and spend time in both trees and on the ground. If you watch a coati in the wild you will always see something interesting.*

Consider how you will use illustrations or a map to make your report more visually attractive and informative. Provide a rough draft of your cover here:

A large, empty rectangular box with a thin black border, intended for students to draw a rough draft of their report cover. The box is oriented vertically and occupies most of the page's width and height.